



**ANZA VALLEY LIONS CLUB'S  
STARS & STRIPES**



**HORSE SHOW, TRAIL, MOONLIGHT RIDE,  
OVERNIGHTER, & MORNING POKER RIDE  
Saturday & Sunday July 20 & 21**

**39551 Kirby Rd, Anza 92539**

**Sign ups 3:00pm-4:00pm**

**Start time 4pm, Rain or Shine event, cowboy up!**

**Schedule Open to Gaited & Non Gaited Equines:**

- 1.)Halter 2. 3. 4.)Showmanship: 12 & Under, 13-17, 18 & Over 5.)Leadline 7 & Under 6.) Walk, Trot 10 & Under 7.)Simon Says 8. 9. 10. 11.)English Pleasure: 12 & Under, 13-17, 18 & Over, and Open 12. 13. 14.)English Equitation: 12 & Under, 13-17, 18 & Over 15.)Hunter Hack (Open) LUNCH (One Hour) 16. 17. 18. 19.)Western Pleasure: 12 & Under, 13-17, 18 & Over, and Open 20. 21. 22.)Western Equitation: 12 & Under, 13-17, and 18 & Over 23.)Wacky Wine Rumble: Open 24.)Australian Pursuit: Open**

**Trail Class: Beginner, Intermediate & Advanced all day**

**Prices: \$5 per event or \$25 for the whole day**

**Full Moon Leisure ride free with entry**

**Poker Ride 9am Sunday, July 21st**

**\$25, \$10 extra hand (lunch included) \$20 Poker Ride Only**

**\$35 Saturday BBQ dinner, Sunday breakfast & Saturday camping included**

**Pre-entries accepted online at [www.anzalionclub.org](http://www.anzalionclub.org)**

**Food served all day at family friendly prices.**

**Vendors accepted spaces only \$10, please email [anzavalleylionsclub@gmail.com](mailto:anzavalleylionsclub@gmail.com)**

**Horse Show Questions call Chairman Lion Bentley (951) 842-9291**

**Vendor questions call Co-Chair Lion Mimi (760) 637-9173**

**Poker Ride questions call Chairman JR (512) 660-7361**

**Directions, arena questions, etc. Arena Chairman, Lion Roland (951) 662-9166**

**Rain or shine event, cowboy up!**

**July 20<sup>th</sup> & 21<sup>st</sup> 2019**  
**Saturday @ 4 pm, Sunday @ 9 am**  
**OPEN TO THE PUBLIC**

**Anza Lion's Equestrian Arena  
39551 Kirby Rd, Anza, Ca 92539**

**Event Manager: Lion Bentley Hunt, (951) 842-9291  
ALC Lion President, Michelle Brown, (951) 637-9173**

*Anza Valley Lions Club's Stars & Stripes Horse Show*

**Class List**

This is a schooling show with gated horses, non-gated horses, mules, ponies & minis (in-hand only).

Judge: Denise Nelson-Finster of DANN Sporthorses, Anza, Ca

Judge, Trail: Cheri Lanzisera, Fix N Stitch Shoppe, Yellow Rose Stable, Anza, Ca

Pre-entries: [www.AnzaLionsClub.org](http://www.AnzaLionsClub.org), or Facebook, Anza Lion's Club events,  
AnzaValleyLionsClub@gmail.com

<u>CLASS</u>	<u>AGE GROUP, CLASSIFICATION</u>
Trail Course- 4 pm – 8 pm	Beginner, all ages
Trail Course- 4 pm – 8 pm	Advanced, all ages
4 pm – finish (arena has lights)	
1. Halter	Open
2. Showmanship	12 & under
3. Showmanship	13-17
4. Showmanship	18 & over
5. Leadline	7 & under
6. Walk/Jog/Trot	10 & under
7. Simon Says	Open
8. English Pleasure	12 & under
9. English Pleasure	13-17
10. English Pleasure	18 & over
11. English Pleasure	Open
12. English Equitation	12 & under
13. English Equitation	13-17
14. English Equitation	18 & over
15. Hunter Hack	Open
LUNCH	
16. Western Pleasure	12 & under
17. Western Pleasure	13-17
18. Western Pleasure	18 & over
19. Western Pleasure	Open
20. Western Equitation	12 & under
21. Western Equitation	13-17
22. Western Equitation	18 & over
23. Wacky Wine Rumble	Open
24. Australian Pursuit, top speed trot or gaited	Open

*Anza Valley Lions Club's Stars & Stripes Horse Show*

Fees

Arena & Trail Class @ 4 pm:	\$5
Or, all classes for show for 1 Rider:	\$25
Full moon night leisure trail ride:	\$0 with class entry
Grounds fee	\$0
BBQ Dinner, Saturday, 07/20/19	\$35 includes Sunday breakfast and Saturday camping
Breakfast, Sunday, 07/21/19	Prices at BBQ/Snack stand
Poker Ride, Sunday, 07/21/19 @ 9 am	\$25 includes lunch
Extra Poker Hand	\$10
Poker Ride	\$20 no lunch
Saturday night camping	Contact Mimi Brown (760) 637-9173

Corrals Saturday night \$5 per corral. First come, first served.  
Contact Mimi Brown (760) 637-9173 if you would like to pre-reserve your corral. 12 corrals.

You may bring your camping corrals, or tie to your trailer.

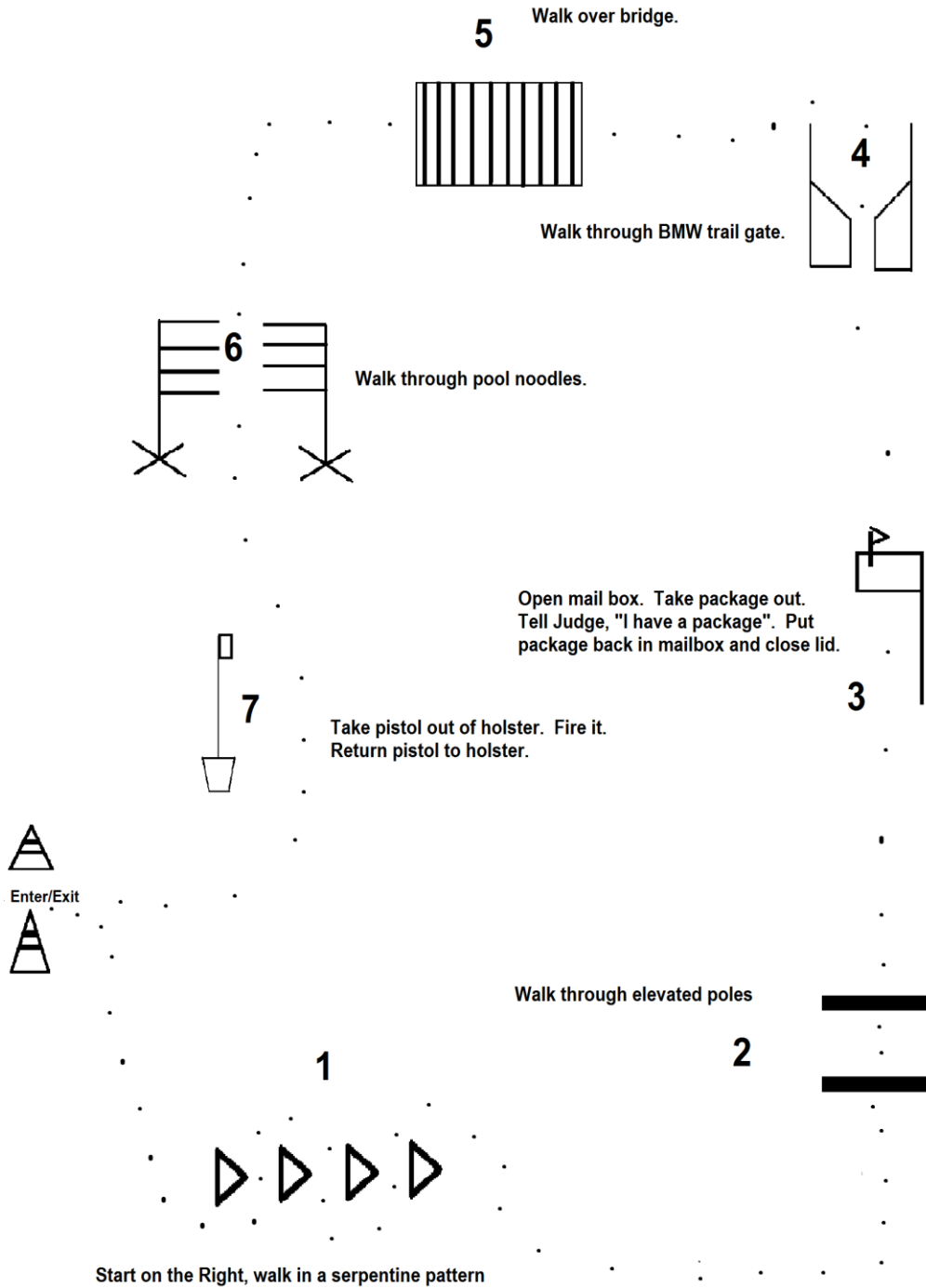
Vendor spots- must be pre-approved \$10 contact Mimi Brown (760) 637-9173

Anza Lion's Club Snack & BBQ Stand- family friendly prices

Trail Obstacle Class

- Notify Judge before entering cones that you are: Beginner, or Advanced.
- This event is intended to be a schooling level and judged horse show. We are happy to answer questions.
- There is no class order or assigned time. Come over as your schedule permits, 4 pm – 8 pm.
- Please print out your course. No course copies at show, only posted at arena.

Anza Lion's Club "Stars & Stripes" Beginner Trail Class, 07/20/19



## Trail Obstacle Course- Beginner

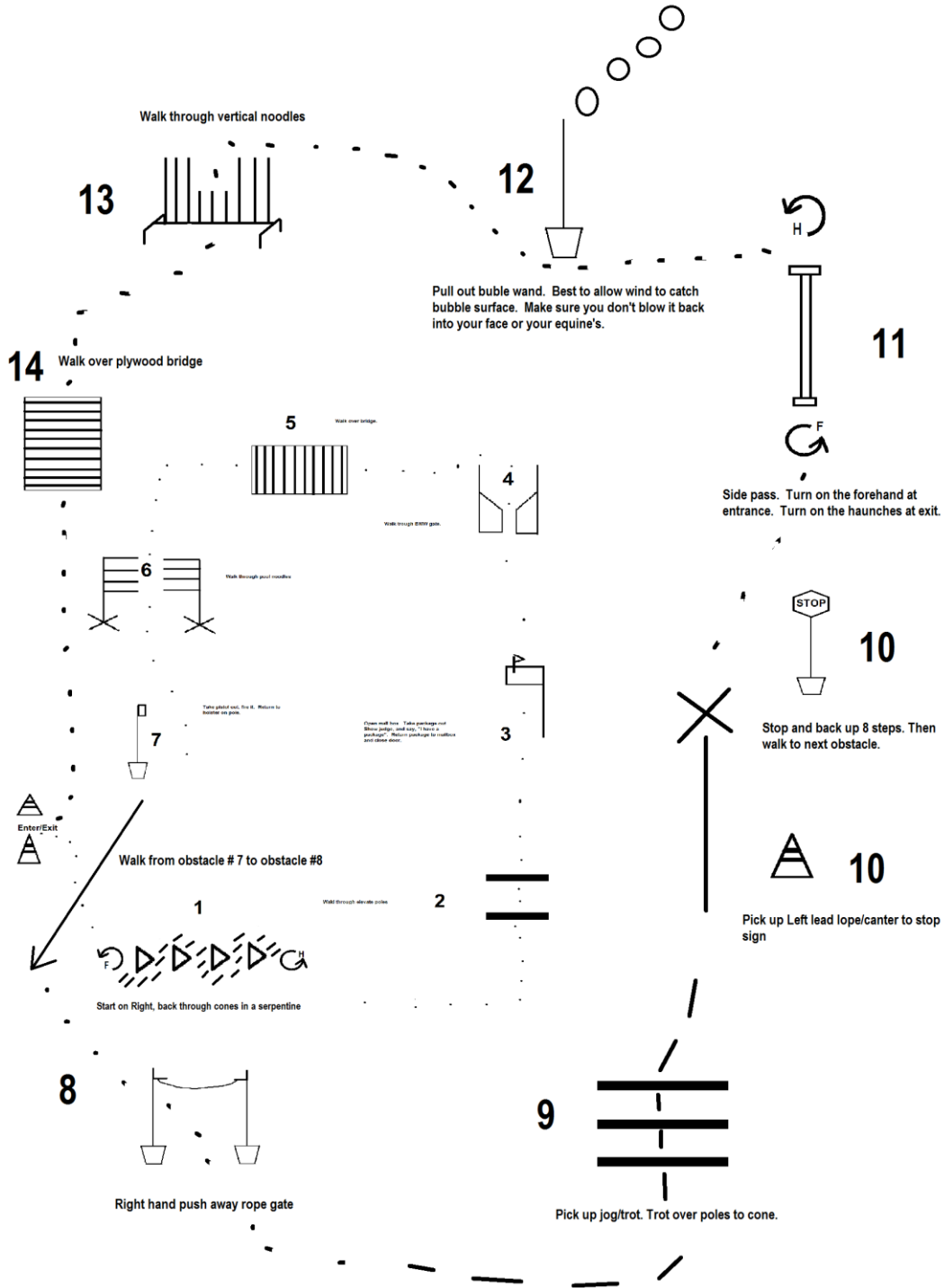
This is a WALK ONLY course

0. Enter through cones at a walk.
1. Enter cones on the RIGHT side, proceed in the serpentine pattern.  
Tip: if you enter on the left, you will be given a penalty score
2. Walk over 2 logs. Logs are 24" apart, and elevated to 6 inch at highest point.
3. Mailbox. Open, hold package up. Loudly tell Judge, "I have a package". Return package to mailbox.
4. Enter Beauty Mountain Wilderness Trail Gate space. Base is 3 feet apart.  
Tip: the wilderness trail gate is designed not to be touched or moved. It is for animals with packs, and to keep motorized vehicles off the wilderness trails.
5. Bridge. Walk over.
6. Walk through horizontal pool noodles. There is an opening between noodles.
7. Walk to "Battle Star Galactic pistol". Take pistol out of holster, shot once, return pistol to holster.
8. Walk out of arena through cones.

Note: Exhibitor may SKIP any obstacle if s/he, or the equine, is not ready, or feels the obstacle may be hazardous to their level. Exhibitor will receive a "-10" under penalty section for the obstacle, and will then continue to the next obstacle for scoring. Per rules for this day's event.

At the skipped obstacle; stop, look at judge, nod and touch brim of hat. This will signify to the judge that exhibitor is intentionally skipping obstacle, and is not "off course" which would result in a disqualification for the class. Per rules for this day's event.

# Anza Lion's Club "Stars & Stripes" Advanced Trail Class, 07/20/19



## Trail Obstacle Course- Advanced

This is a walk, jog/trot, lope/canter, stop, back, turn on the forehand & haunches, sidepass course

0. Enter through cones at a walk.
1. Stop in front of cones allowing enough space for your equine to do a turn on the forehand 180 degrees. Back equine on the RIGHT side of the cones; back your equine in the serpentine pattern. Upon completion, turn equine on its haunches 180 degrees and proceed to the next obstacle at a walk.  
Tip: if you enter on the left, it will be a penalty point per today's rules.
- 2.- 7. Follow Beginner Trail course instructions.  
Note: BMW gate will be 36" wide for beginners, and 24" wide for advanced.  
Note: Horizontal pool noodles will have a space for beginners, and noodles will be touching for advance.
8. Walk to the rope gate. Right hand push away. After a few strides after the gate pick up the jog/trot.
9. Jog/trot over 3 ground poles.
10. At cone, pick up the LEFT lead lope/canter.
10. At the stop sign, stop, back 8 steps. Walk to next obstacle.
11. Walk to elevated (6") sidepass pole. Turn on the forehand. Sidepass over poll. At completion, turn on the haunches.
12. Walk to bubble wand. Take wand from holster. Open wand. Produce bubbles. It is best to hold wand still and allow wind to blow through. Make sure you position wand so that bubbles do not blow back into your face, or your equine's face.
13. Walk through vertical pool noodles.
14. Walk over plywood bridge.
15. Exit trail area through cones.

Note: Exhibitor may SKIP any obstacle if s/he, or the equine, is not ready, or feels the obstacle may be hazardous to their level. Exhibitor will receive a "-10" under penalty section for the obstacle, and will then continue to the next obstacle for scoring. Per rules for this day's event.

At the skipped obstacle; stop, look at judge, nod and touch brim of hat. This will signify to the judge that exhibitor is intentionally skipping obstacle, and is not "off course" which would result in a disqualification for the class. Per rules for this day's event.

## AQHA & 4H Trail Judging Guidelines- summary

*Judge may use different association guidelines*

Each obstacle will be given 2 scores, an obstacle score and a penalty score. Each exhibitor starts with a score of 70.

Obstacle Score, will be added or deducted from the overall score

Excellent	+ 1 ½
Very good	+ 1
Good	+ ½
Correct	0
Poor	- ½
Very poor	- 1
Extremely poor	- 1 ½

Penalty score- deducted from score

Each tick of log, cone, pole, obstacle	½
Hit or step on	1
Incorrect gait at walk or jog for 1 or 2 strides	1
Both feet in space	1
Skip space	1
Split pole	1
Failure to meet correct strides on jog over, or over lope	1
Incorrect number of strides, if specified	1
Break of gait at walk or jog for more than 2 strides	3
Out of lead or break of gait at lope	3
Knockdown	3
Step out, or jump off with one foot	3
Drop object, example: slicker, letting go of gate or rope gate	5
1 <sup>st</sup> refusal or evade	5
2 <sup>nd</sup> refusal	5
Loss of control at gate	5
Use of either hand to induce fear or to install praise	5
Step out or jump off obstacle with more than 1 foot	5
Blatant disobedience	5
Failure to complete obstacle	5
Holding saddle	5

Total score of "0"- class disqualification, SUMMARY

Failure to follow the correct line of travel within or between obstacles, entering/leaving wrong side
Fall to ground of rider or equine
Equipment failure
3 refusals
Use of 2 hands unless with a snaffle or bosal
Changing rein hand unless needed for obstacle, (straightening reins at a stop is allowed)



Anza Valley Lions Club's Stars & Stripes Horse Show

**Score sheet- sample**

Judge:

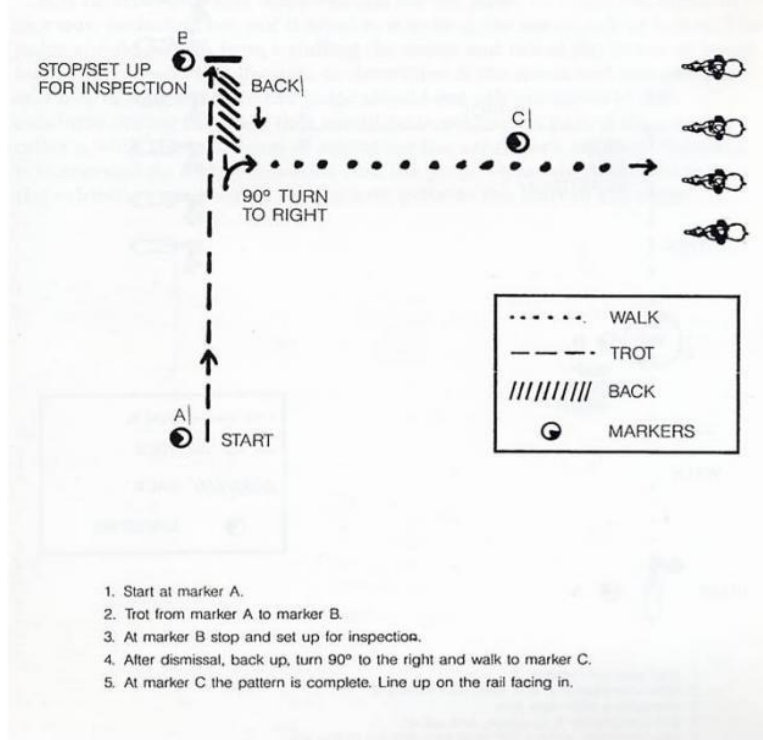
Class: Advanced Trail- all ages

Date: July 20, 2019

Obstacle Score: -1 ½ extremely poor, -1 very poor, -1/2 poor, 0 correct, +1/2 good, +1 very good, +1 ½ excellent, all start at 70

Obstacle description		Right Start, 4 cones	2 walk over poles	Mail box + pkg	BMW gate	Bridge	Horizontal noodles	Gun		Total score
Rider #		<b>1</b>	<b>2</b>	<b>3</b>	<b>4</b>	<b>5</b>	<b>6</b>	<b>7</b>		
45	Penalty score	0	0	0	½	½	0	0		If only beginner obst 72.5
	Obstacle score	+1	+1 ½	-1	0	+1	0	+1		
		Rope gate	Jog 3 poles	Left lead lope, stop, back	Side pass pole	Bubble wand	Vertical noodles	Plywood bridge		
		<b>8</b>	<b>9</b>	<b>10</b>	<b>11</b>	<b>12</b>	<b>13</b>	<b>14</b>		
45	Penalty score	1	0	0	½	0	0	0		If adv obst 71
	Obstacle score	-1 ½	-1	+1	0	+1	0	+1		

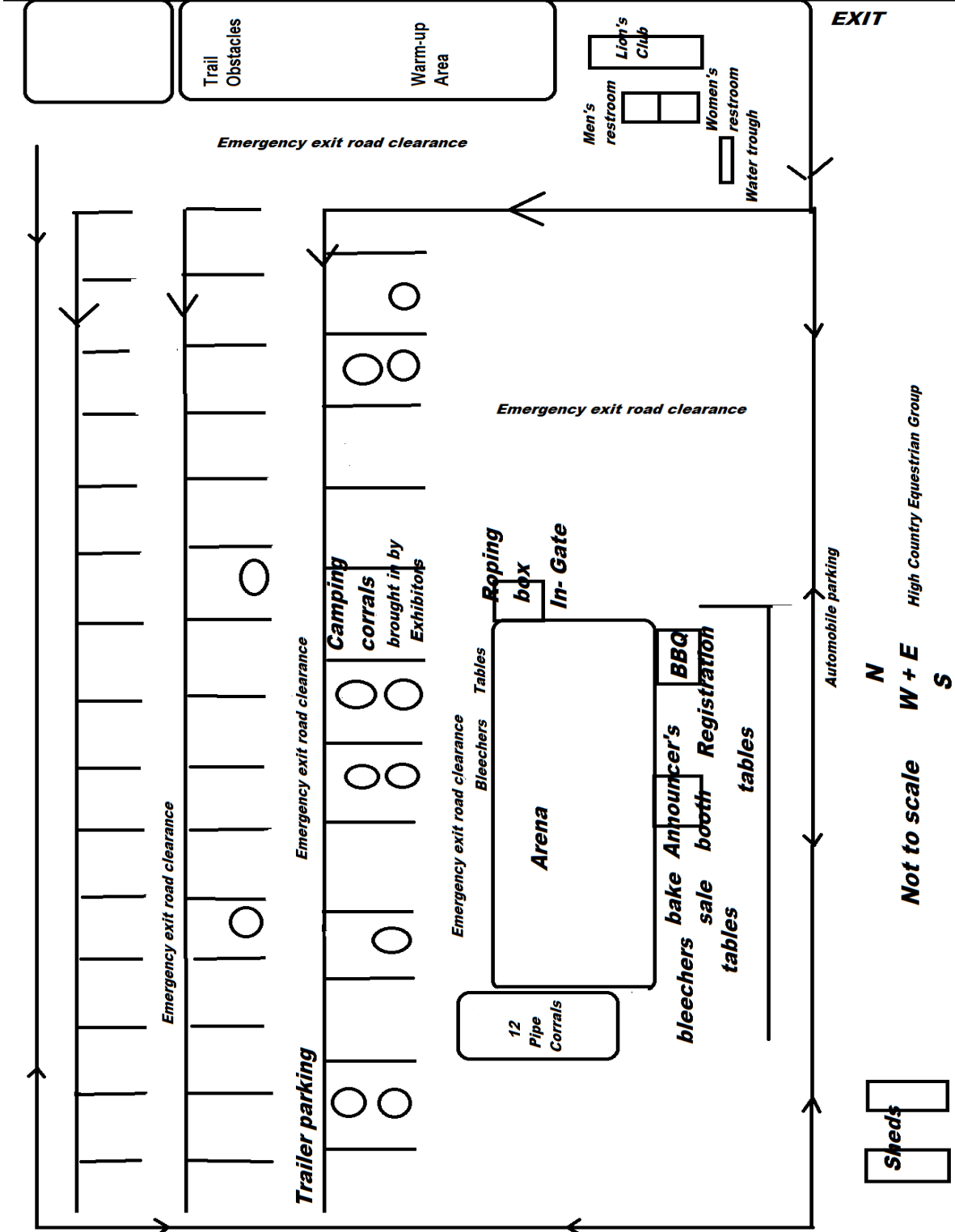
Showmanship Pattern- SAMPLE, course may be different




## Phone Numbers

- **39551 Kirby Road, Anza, CA 92539, Anza Lion's Equestrian Arena**
  - cross street Hwy 371 to the North
  - cross street Liston Lane to the South
  
- **911 for Fire and Medical**
  
- **Local Veterinarians**
  - Crowley-Hower, Lindsay DVM (951) 444-1838
  - Huth, Chris DVM (951) 302-6646
  - Zadick, Fred DVM (951) 763-5167
  - Zajack, Roberta DVM (888) 400-4787
  
- **Local Farriers**
  - Clawson, Mickey (951) 265-8537
  - Kalb, Robert (619) 804-9239
  - Lawson, Lorne (951) 733-9700
  - Silkotch, Steve (951) 834-3340
  
- **Event Personnel**
  - Lion Bentley Hunt, Horse Show Chairperson, (951) 842-9291
  - Lion Mimi Brown, Anza Lion Club President, Co-Chair Horse Show, Manager of Vendor Services, (760) 637-9173
  - Lion Rolland Vellanoweth, Anza Lion Club Vice President, & Equestrian Field Chairman (951) 662-9166
  - Denise Nelson-Finster, Main Arena Judge
  - Lion Cheri Lanzisera, Trail Course Judge
  - Laurie Stanton, Trail Obstacle designer
  - High Country Equestrian Group, Trail obstacles supplied

Anza Valley Tow, (951) 763-4395



Turkey  
shoot  
area



## Camping

- \$5/ rig
- Rent, or bring your motor home/travel trailer for yourself, or for your group.
- No hotels in Anza/Aguanga. Hotels in Temecula, 1 hour away.
- Bathroom: flush toilet and running water in sink, no shower
- Parking spots have no utilities, no lights, no electric and no water (dry camping)
- Water spicket at water trough area by bathrooms.
- There is a community water trough by the bathrooms.
- Bring a hand truck (dolly) to move water in a closed container back to your rig.
- Corrals, \$5 each.
- 12 corrals available, without water/feed buckets, or rakes. Pipe, 12' x 12', 4'6" tall, attached, may have weeds in corral (not cleared).
- Corral pre-registration reservations will be taken. Corrals are first come, first serve.
- You are also encouraged to bring your own corral, or tie to your rig.
- NO FIRE RINGS, no wood/coal BBQ, no flame lanterns, no candles. Allowed items: battery items, or RV appliances.
- Fire Department will stop by for compliance of regulations.
- HIGH FIRE DANGER!
- Please call or text Michele Brown at (760) 637-9173, to notify of camping.

### WEATHER IN JULY:

- Day high 95° F, possible winds
- Night low 68° F
- Elevation 4,000 ft.

### FOOD:

- Anza Lion's Club BBQ stand & snack bar
- Hamburger with assorted chip, and beverage, Hot dog, chip, beverage
- Water, and assorted sodas
- Additional items, to be determined
- Served throughout the event

## Gas Stations

- NO GAS stations after you leave Temecula Town (Mobil), until Cahuilla Travel Center
- Chevron- west end of Anza town, 6 am - 9 pm, - easiest for horse trailer drive in/out
- Circle K- middle of Anza town, open 24 hrs- no bathroom
- Valley Auto Gas- east end of Anza town, 6 am – 7 pm, easy for horse trailers
- Cahuilla Travel Center-past west end of Anza town, east of Lake Riverside Estates, open 24 hours, speed bumps at entrance drive
- Electric charging station, Anza Electric Co-op, across from Valley Auto Gas

## Directions Temecula- detailed:

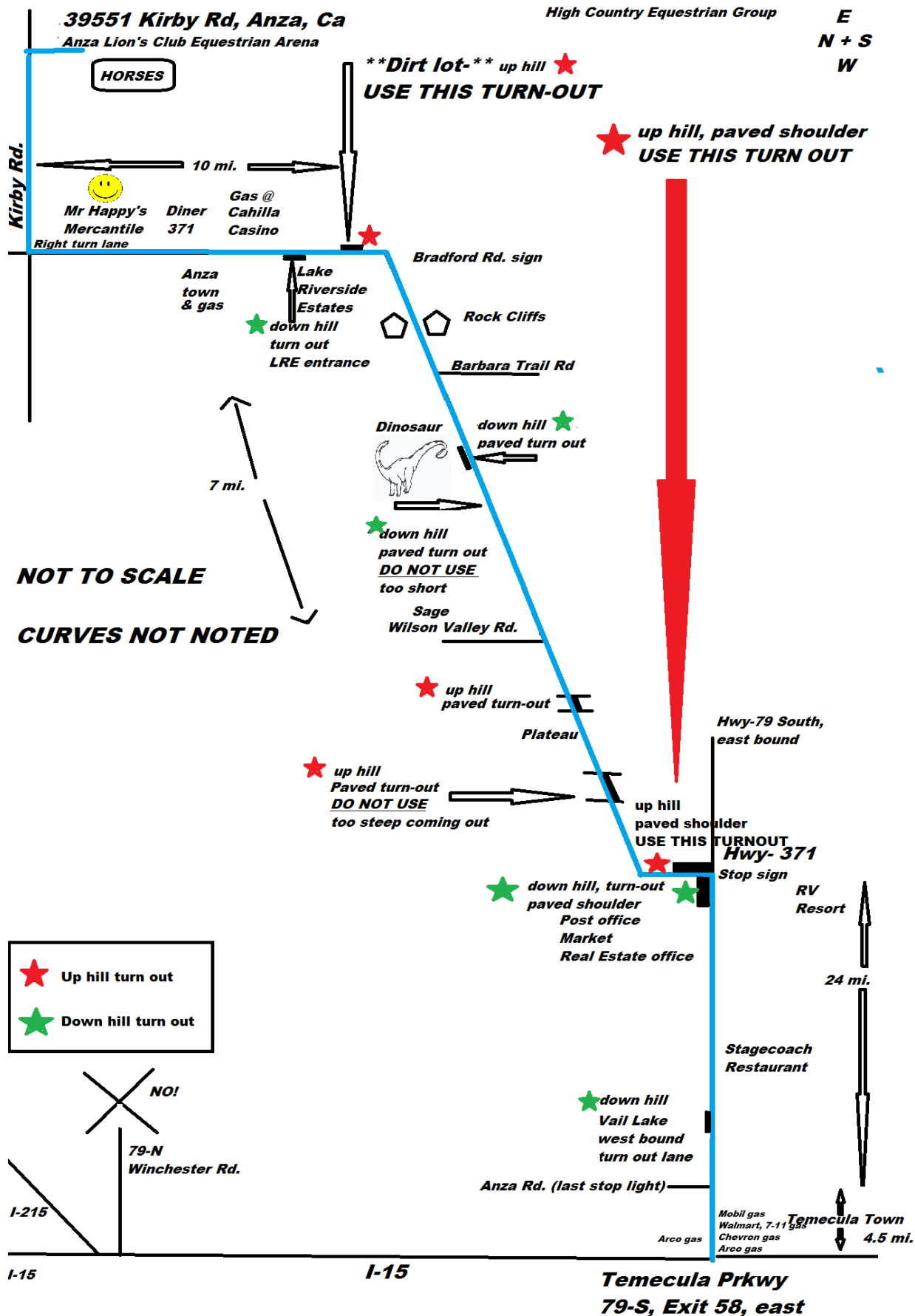
- ~46 mi. from I-15 to Kirby Rd. ~29 miles from I-15 to Hwy 371 turnoff.
- From Temecula (do NOT take 79 North from Winchester Rd)
- Interstate 15 to Temecula Parkway, Exit 58, CA-79 South, but goes east bound
- Temecula Parkway changes into Hwy 79 South, going east bound
- Anza Road in Temecula will be your last stop light, road changes into Hwy 79 South, east bound
- You will see a road sign to Indio.
- There is a small market and real estate office on the left
- At the STOP SIGN, turn LEFT onto Hwy 371
- This is a long, steep, up hill- see Driving Hwy 371 section for information
- At Lake Riverside Estates, the hill flattens, continue on Hwy 371
- You will pass Lake Riverside Estates, Cahuilla Casino & gas, town of Anza, Diner 371, and Mr. Happy's Mercantile
- Move into your Right turn lane and turn RIGHT (south) onto Kirby Rd.
- There is a painting of a roping horse in a sunset at the Kirby Rd intersection with "Terwilliger". If you pass it, turn around at Valley Auto Gas, about 1 mi.
- Continue 0.8 mi and turn Right into the Anza Lion's Equestrian Arena
- **39551 Kirby Road, Anza, CA 92539**

### DIRECTIONS from Temecula- Map attached

I-15 to Temecula Parkway, east bound

Changes into 79 South, east bound

@ STOP sign, turn LEFT turn onto Hwy 371, north/east  
RIGHT turn onto KIRBY, south bound



## Driving Highway 371

- Steep up/down hill. Make sure vehicles have good power, good brakes, and are in good working order. Make sure hazard lights are working on your trailer. Make sure you have reflectors on the back of your trailer. Check all lights, brakes, and fluids before leaving.
- **CHP is 911** when calling from your cell phone.
- **Call CHP immediately** if you break down so that they can immediately prepare drivers for your rig ahead.
- There is only a 3” shoulder on the road; there is no room to pull your rig off the highway.
- Have your reflective vest and reflective triangles (150’ past trailer).
- **STAY OUT OF THE ROAD!!!!!! Do not walk into the road!!!!!!**
- **PEOPLE WILL NOT SEE YOU AROUND A CURVE AND THEY ARE GOING 65 mph!**
- Don’t run your A/C up the hill.
- Pull over at the bottom of Hwy 371 and Hwy 79 and let people pass. There is a paved shoulder after you turn left onto Hwy 371. This is your last good opportunity until you reach the top.
- It is not advised to use the turn out on the way up Hwy 371. When you pull out at 1 mph you won’t be able to get your speed up and you will have more cars behind you then before you pulled over.
- There is a turn out after you plateau in the middle of the climb. You will see a sign “Turnout 1/4 mile”, there is a flat, paved turn-out. The road here has a mild down hill so you might be able to get your speed up here. You can use this turn-out if you have many vehicles behind you. This is the only other paved turnout until you reach the top. Use your best judgment.
- When you reach the top of Hwy 371 there is a large dirt area on the right (south side) to pull over. This area has a “wash board” feel. The area is at the top of the hill. Before you reach the dirt pad, you will pass between rock cliffs on both sides of the road, you will see a “+” sign and the Bradford Rd sign. When you reach the dirt pad, then you can pull over to the right and wait for traffic to pass.
- Hwy 371 is relatively flat from this point.
- Don’t let the drivers rattle you. They know it is a climb up the hill. They might be agitated, but it is not the first time they have had a horse trailer in front of them. Safety first.
- When driving home, down the hill. If you must pull over, pull over in front of the building with the dinosaur. At the “turn out ¼ mile” sign, your turn out is 1/8 mi for the dinosaur spot, behind tall group of trees. There is a pull out after the dinosaur, but it is too short, and too steep for a heavy rig to pull over and stop. This is the only safe turn out until you reach the bottom at Hwy 79.
- Turn-out paved shoulder on west bound Hwy 79, at the base of Hwy 371.
- There is also a paved turn-out in front of the Vail Lake Resort’s west entrance.
- Anza Valley Tow (951) 763-4395